

Using SciENCv Frequently Asked Questions

Updated May 20, 2024

Use of SciENCv to prepare biographical sketch and current and pending (other) support documents is mandatory.

General SciENCv Questions

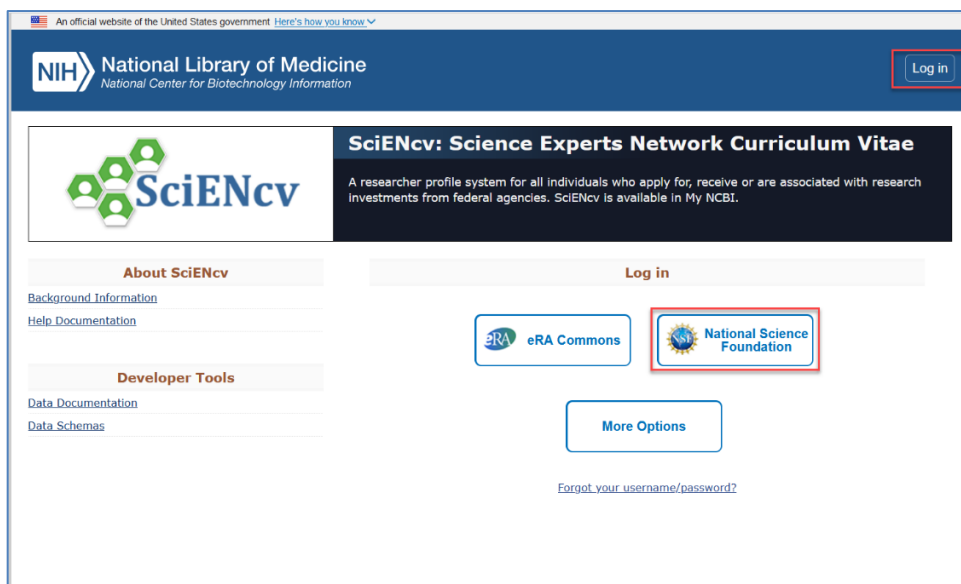
1. What training resources are available to guide users on how to use SciENCv?

The following materials are available to guide NSF users through the preparation of the NSF documents available in SciENCv:

- [NSF Biographical Sketch Video Tutorial](#)
- [NSF Current and Pending \(Other\) Support Video Tutorial](#)
- [SciENCv Help Manual with NSF-specific sections](#) (including screenshots and step-by-step instructions)
- Implementing the Common Forms for the Biographical Sketch and Current and Pending (Other) Support ([April 2024 NSF/NIH Webinar and Demo](#))
- [SciENCv Demo](#) (*demo starts at 23:49 minute mark*) (Spring 2023 NSF Grants Conference)

2. How do I access SciENCv?

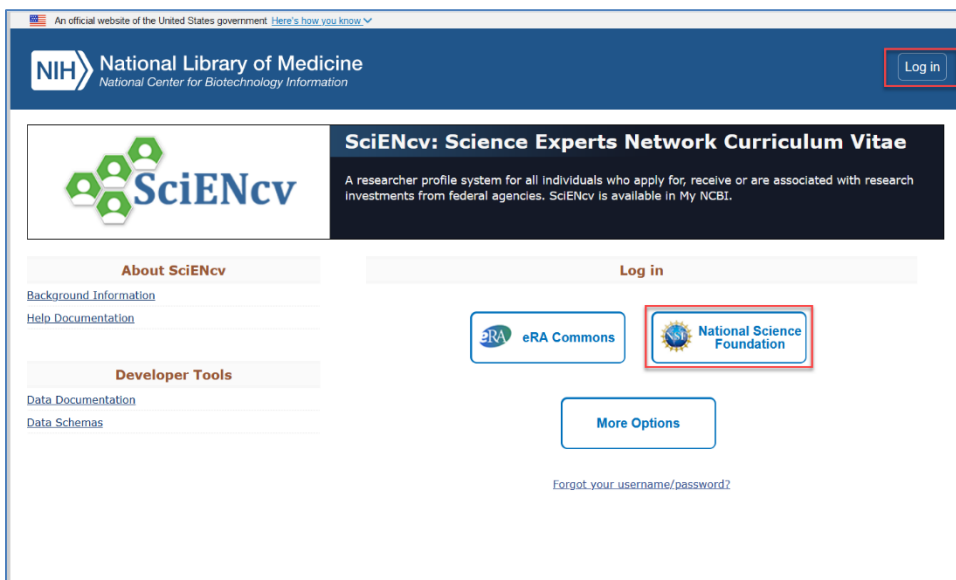
Users can access SciENCv by visiting <https://www.ncbi.nlm.nih.gov/sciencv/>.



The screenshot shows the SciENCv website interface. At the top, there is a navigation bar with the NIH logo and the text "National Library of Medicine National Center for Biotechnology Information". A "Log in" button is visible in the top right corner. Below the navigation bar, the SciENCv logo is displayed on the left, and a dark banner on the right contains the text "SciENCv: Science Experts Network Curriculum Vitae" and a description: "A researcher profile system for all individuals who apply for, receive or are associated with research investments from federal agencies. SciENCv is available in My NCBI." Below the banner, there are two main sections: "About SciENCv" on the left and "Log in" on the right. The "About SciENCv" section includes links for "Background Information" and "Help Documentation". The "Log in" section features buttons for "eRA Commons" and "National Science Foundation", a "More Options" button, and a link for "Forgot your username/password?".

3. Do I need to create a SciENcv/National Center for Biotechnology Information (NCBI) account?

No. Users do not need to create SciENcv/NCBI accounts to prepare and generate their NSF documents. While there are several ways to log into the system, NSF encourages users to sign in to SciENcv with their Research.gov credentials (NSF ID and password).



Users selecting the "National Science Foundation" login option, highlighted above, will be directed to [sign in via Research.gov](#). Users will be automatically redirected back to SciENcv after sign-in. Users signing into Research.gov with organization-issued credentials (InCommon Federation participants) or Login.gov credentials will be prompted to first link their account to their NSF account in Research.gov. For assistance to sign into Research.gov or to link InCommon and Login.gov accounts, users can contact the NSF IT Service Desk at 1-800-381-1532 (7:00 AM - 9:00 PM ET; Monday - Friday except federal holidays) or via rgov@nsf.gov. If Research.gov is unavailable such as during planned maintenance, users can log into SciENcv via an alternative method by selecting the More Options button.

4. Who should I contact if I can't sign into SciENcv using my Research.gov credentials (NSF ID and password)?

Please verify that you have registered in Research.gov for an NSF ID and password and that your credentials are correct. Use the links below if you have forgotten your NSF ID or password:

- [Forgot ID](#)
- [Forgot Password](#)
- If you need assistance to sign into Research.gov or to link your organization-issued (InCommon Federation participants) or Login.gov accounts with your NSF ID, please contact the NSF IT Service Desk at rgov@nsf.gov or at 1-800-381-1532 (7:00 AM - 9:00 PM ET; Monday - Friday except federal holidays)

5. Who do I contact if I have questions?

For NIH SciENcv technical questions or immediate assistance, please contact the NIH Help Desk (7:30 AM – 5:30 PM Eastern Time, Monday through Friday except for federal holidays):

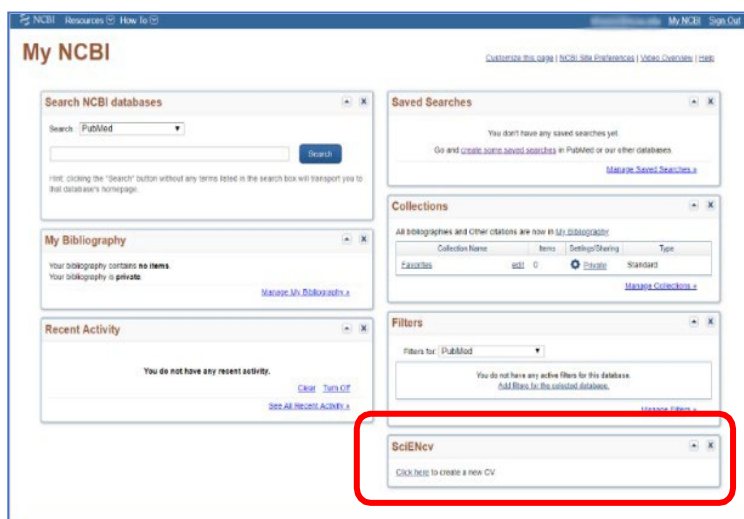
- Email the NIH Help Desk: NLMSciencv@mail.nih.gov
- Create a ticket: <https://support.nlm.nih.gov/support/create-case/>

For NSF technical questions or immediate assistance unrelated to SciENcv, please contact the NSF IT Service Desk (7:00 AM – 9:00 PM Eastern Time, Monday through Friday except for federal holidays):

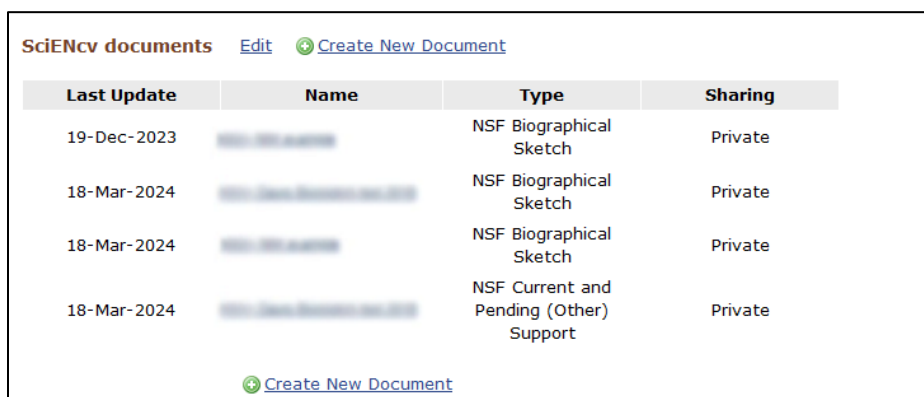
- Email the NSF IT Service Desk: rgov@nsf.gov
- Call the NSF IT Service Desk: 1-800-381-1532
- NSF policy-related questions should be directed to policy@nsf.gov

6. How do I access the SciENcv portal after I've signed in?

After signing in, users see either the **My NCBI** page (below) or the **SciENcv documents** page. On the **My NCBI** page, the link under SciENcv navigates to the **SciENcv documents** page. The **My NCBI** page content may differ if the user has customized the page.



The **SciENcv documents** page is shown.




SciENcv documents [Edit](#) [+ Create New Document](#)

Last Update	Name	Type	Sharing
19-Dec-2023	[Redacted]	NSF Biographical Sketch	Private
18-Mar-2024	[Redacted]	NSF Biographical Sketch	Private
18-Mar-2024	[Redacted]	NSF Biographical Sketch	Private
18-Mar-2024	[Redacted]	NSF Current and Pending (Other) Support	Private

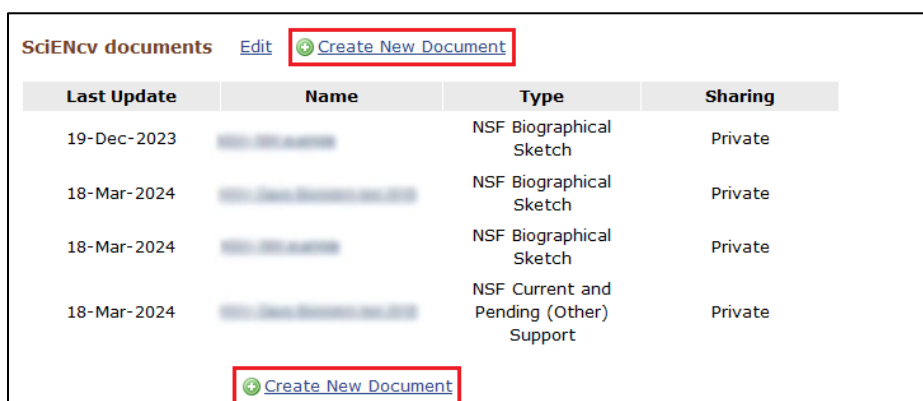
[+ Create New Document](#)

The My NCBI link at the top of the page navigates to the **My NCBI** page.



7. How do I create and manage my SciENcv documents?

The Create New Document links on the **SciENcv documents** page navigates to the **Create a New Document** page.



SciENcv documents [Edit](#) [+ Create New Document](#)

Last Update	Name	Type	Sharing
19-Dec-2023	[Redacted]	NSF Biographical Sketch	Private
18-Mar-2024	[Redacted]	NSF Biographical Sketch	Private
18-Mar-2024	[Redacted]	NSF Biographical Sketch	Private
18-Mar-2024	[Redacted]	NSF Current and Pending (Other) Support	Private

[+ Create New Document](#)

Edit an existing document by clicking its name. Edit or delete an existing document by clicking the Edit link.

SciENCv documents [Edit](#) [+ Create New Document](#)

Last Update	Name	Type	Sharing
19-Dec-2023	NSF Bio March 2024	NSF Biographical Sketch	Private
18-Mar-2024	NSF Bio March 2024a	NSF Biographical Sketch	Private
18-Mar-2024	NSF Bio March 2024	NSF Biographical Sketch	Private
18-Mar-2024	NSF Bio March 2024	NSF Current and Pending (Other) Support	Private

[+ Create New Document](#)

Edit or delete an existing document.

SciENCv documents [Done](#) [+ Create New Document](#)

Last Update	Name	Type	Sharing	
19-Dec-2023	NSF Bio March 2024	NSF Biographical Sketch	Private	Delete Edit
18-Mar-2024	NSF Bio March 2024a	NSF Biographical Sketch	Private	Delete Edit
18-Mar-2024	NSF Bio March 2024	NSF Biographical Sketch	Private	Delete Edit
18-Mar-2024	NSF Bio March 2024	NSF Current and Pending (Other) Support	Private	Delete Edit

[+ Create New Document](#)

8. Do I go to the same module to create both my biographical sketch and my current and pending (other) support documents?

Yes. Users create and manage their biographical sketch and current and pending (other) support documents in the same SciENCv documents section of the application.

SciENCv

Name	Last Update	Sharing	Type
NSF Bio March 2024	27-Mar-2024	Private	NSF-BGS23-1
NSF Bio March 2024a	18-Mar-2024	Private	NSF-BGS23-1
NSF CPOS March 2024	27-Mar-2024	Private	CPOS23-1
NSF Bio March 27 2024	27-Mar-2024	Private	NSF-BGS23-1

[Manage SciENCv »](#)

After clicking "Manage SciENcv" on the My NCBI page, users can click "Create New Document" to prepare new NSF biographical sketch or current and pending (other) support documents.

Last Update	Name	Type	Sharing
19-Dec-2023	[Redacted]	NSF Biographical Sketch	Private
18-Mar-2024	[Redacted]	NSF Biographical Sketch	Private
18-Mar-2024	[Redacted]	NSF Biographical Sketch	Private
18-Mar-2024	[Redacted]	NSF Current and Pending (Other) Support	Private

Users select which document type to create. **The "NIH Biosketch" is selected by default so be sure to select the appropriate document type (i.e., NSF Biographical Sketch or NSF Current and Pending (Other) Support).**

Create a New Document

Document name
Enter a name to help you to identify this document

Format

- NIH Biosketch
- NIH Fellowship Biosketch
- NSF Biographical Sketch
- NSF Current and Pending (Other) Support
- IES Biosketch

Select a format for this document

Choose data source

- Start with a blank document
- Existing Document:
- External source:

Your ORCID account is linked to SciENcv.

9. Can I delegate access to someone assisting me with document preparation?

Yes. The My NCBI account holder can add one or more delegates for their My NCBI account. Once a delegate has accepted their invitation, the delegate(s) can view, edit, and create documents in the original account holder's SciENCv, as well as edit the account holder's My Bibliography information.

TO SEND A DELEGATE REQUEST:


1. Log in to your My NCBI account.
2. Select your username in the top-right corner of the screen and select Account Settings.
3. On the NCBI Account Settings page, under "Delegates," select "Add a delegate".
4. Enter your delegate's email address and select "OK".

TO ACCEPT A DELEGATE REQUEST:

1. Log in to your My NCBI account.
2. Check your email for the delegate request. If you haven't received the request email, be sure to check your spam folder – the email comes from myncbi@ncbi.nlm.nih.gov.
3. Use the link in the delegate request email to accept and confirm the delegation.

TO SEE IF A DELEGATE HAS ACCEPTED YOUR REQUEST:

1. Log in to your My NCBI account.
2. Select your username in the top-right corner of the screen to access the Account Settings page.
3. If you have sent one or more delegate requests, you will see a table in the Delegates section.


My NCBI Username	Email	MyBib	SciENCv	Remove
(Awaiting confirmation)	n@associates.nsf.gov			

Delegate has been added successfully. A message has been sent to the new email address; please follow the confirmation instructions provided in the email.

[Add delegate](#)

In this example, "(Awaiting confirmation)" appears because the delegation request has not yet been accepted. The delegate may need the instructions on how to accept a delegate request.


When the username appears, the request has been accepted.

My NCBI Username	Email	MyBib	SciENcv	Remove
ar@national_science_foundation	n@associates.nsf.gov	<input checked="" type="checkbox"/>	<input checked="" type="checkbox"/>	

[Add delegate](#)

TO CONTROL WHAT A DELEGATE HAS ACCESS TO:

1. Log in to your My NCBI account.
2. Select your username in the top-right corner of the screen to access the Account Settings page.
3. Use the table in the delegates section to control what your delegates can access.

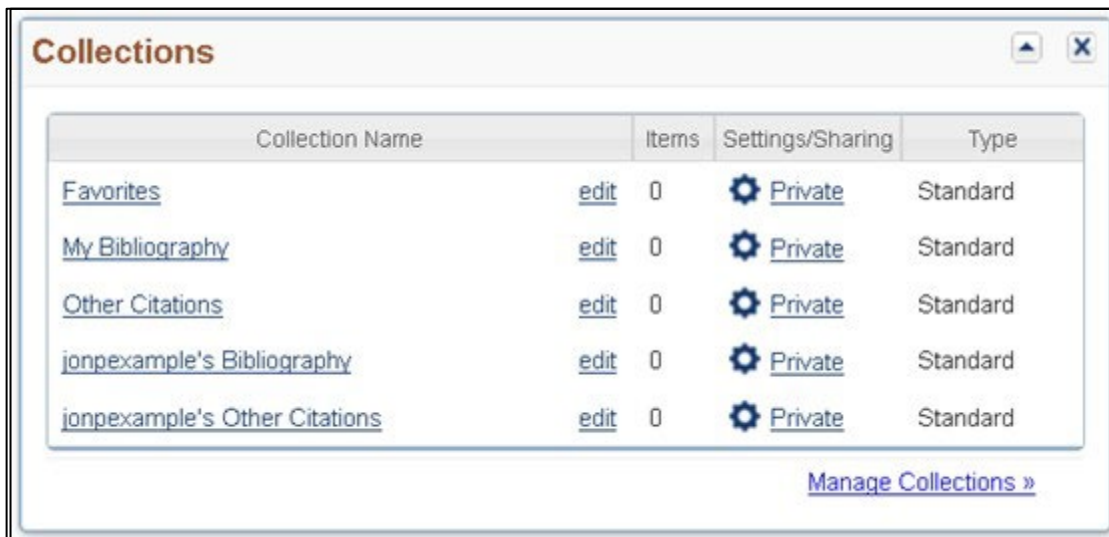
My NCBI Username	Email	MyBib	SciENcv	Remove
ar@national_science_foundation	n@associates.nsf.gov	<input checked="" type="checkbox"/>	<input checked="" type="checkbox"/>	

[Add delegate](#)

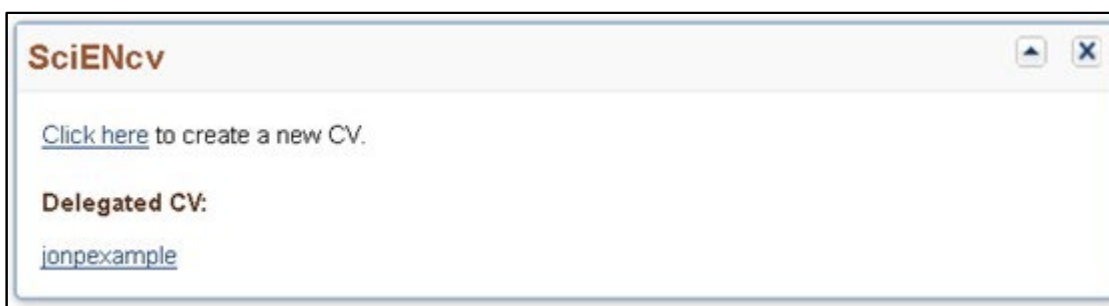
If the “MyBib” box is checked, the delegate can view and edit My Bibliography and Other Citations collections. If the “SciENcv” box is checked, the delegate can create, view, and change the SciENcv products. The Public or Private settings on the My Bibliography or SciENcv screens do not affect whether your delegate can view and make changes to these resources. To remove a delegate, click the trash can icon under Remove. To limit delegate access, use the checkboxes as appropriate.

TO ACCESS A DELEGATOR'S SCIENCv:

1. Log in to your My NCBI account.
2. If you have been granted access to your delegator's My Bibliography, you will see those items listed in your collections list.



3. If you have been granted access to your delegator's SciENCv, you will be able to access it from your SciENCv portal:



10. Can a delegate certify and generate the delegator's PDF files in SciENCv?

A delegate cannot certify a document on the delegator's behalf and cannot generate and download a PDF file that has not yet been certified. When the delegate clicks DOWNLOAD PDF, the Certification Required message appears for the uncertified biographical sketch or current and pending (other) support document.

Biographical Sketch:

! Certification Required

The PI must certify this document in order for you to generate a PDF.

Each PD/PI or other Senior/ Key Personnel must electronically certify their respective Biographical Sketch form in SciENCv prior to submission. Delegates are not able to perform this step, but may download documents once they are certified.

Current and Pending (Other) Support:

! Certification Required

The PI must certify this document in order for you to generate a PDF.

Each PD/PI or other Senior/ Key Personnel must electronically certify their respective Other Support form in SciENCv prior to submission. Delegates are not able to perform this step, but may download documents once they are certified.

The delegator must log in to SciENCv and certify each document created for them by a delegate. When the delegator clicks DOWNLOAD PDF, the Certification message appears for the biographical sketch or current and pending (other) support document.

Biographical Sketch:

Certification

I certify that the information provided is current, accurate, and complete. This includes but is not limited to information related to domestic and foreign appointments and positions.

I also certify that, at the time of submission, I am not a party to a [malign foreign talent recruitment program](#).

Misrepresentations and/or omissions may be subject to prosecution and liability pursuant to, but not limited to, 18 U.S.C. §§ 287, 1001, 1031 and 31 U.S.C. §§ 3729-3733 and 3802.

CANCEL CERTIFY

Current and Pending (Other) Support:

Certification

I certify that the information provided is current, accurate, and complete. This includes but is not limited to current, pending, and other support (both foreign and domestic) as defined in 42 U.S.C. § 6605.

I also certify that, at the time of submission, I am not a party to a [malign foreign talent recruitment program](#).

Misrepresentations and/or omissions may be subject to prosecution and liability pursuant to, but not limited to, 18 U.S.C. §§ 287, 1001, 1031 and 31 U.S.C. §§ 3729-3733 and 3802.

CANCEL CERTIFY


A delegate can download the delegator's documents that have been previously certified as PDF files and will not see the Certification Required message.

11. What actions are allowed after downloading a certified PDF file from SciENCv?

A generated PDF file can be **renamed**. However, a file must not be **exported** or **opened and re-saved** in another application. This would affect the metadata of the file so that it could not be uploaded to Research.gov and Grants.gov.

12. What should I do if I see an invalid signature notification banner when I view my proposal in Adobe Acrobat?

NSF does not allow for a digital signature on biographical sketch and current and pending (other) support documents. The notification banner does not prevent proposal submission or review, and no action is required by proposers. An example of the banner is shown.



13. What should I do if I need to use special characters, but the system does not recognize these characters?

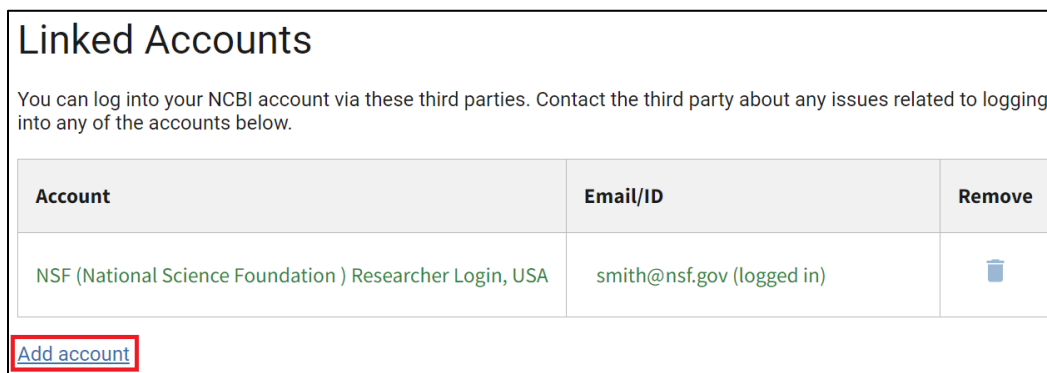
If your special characters such as Greek characters are rejected, you can spell out each character (e.g., type "omega" instead of "Ω").

14. How do I link my ORCID ID to SciENcv to populate my biographical sketch?

1. While logged in to SciENcv, click your login ID in the upper right corner of the screen.



2. Select **Account Settings**, and under Linked Accounts select **Add account**.



3. Search on "orcid" and select ORCID.

Link a new 3rd-party account

Search for the account name or click on a link below to connect your My NCBI account to one of these partner organizations. Please note, you can only link one account per third-party partner.

Available 3rd-party partners
[ORCID](#)

4. When you are prompted, log in to your ORCID account. The system will take you back to SciENcv and the link will appear with a success message.

Linked Accounts

You can log into your NCBI account via these third parties. Contact the third party about any issues related to logging into any of the accounts below.

Account	Email/ID	Remove
NSF (National Science Foundation) Researcher Login, USA	smith@nsf.gov (logged in)	
ORCID	0000-0002-3908-0002	

New account successfully linked.

[Add account](#)

Biographical Sketch Questions

1. Can I reorder the product citations in my biographical sketch?

Yes. Users can reorder their products as desired by dragging and dropping the citations. The generated PDF will reflect the order displayed on the screen.

2. Although there is no longer a three-page limit for the biographical sketch, the publication citations I imported into my SciENCv biographical sketch cause my document to be very long. What options do I have to generate a shorter document?

Users importing publication citations to populate the products sections of the biographical sketch have the option of manually editing these citations. The list of authors' names can be edited and "et al." used in lieu of including the complete list of names.

1. In Section C. Products, click SELECT RELATED PRODUCTS.
2. Click "MANAGE MY BIBLIOGRAPHY"

C. Products

Provide a list of: (i) up to five products most closely related to the proposed project; and (ii) up to five other significant products, whether or not related to the proposed project that demonstrate the senior person's qualifications to carry out the project as proposed.

Senior personnel who wish to include publications in the products section of the Biographical Sketch that include multiple authors may, at their discretion, choose to list one or more of the authors and then "et al" in lieu of including the complete listing of authors' names.

Products Most Closely Related to the Proposed Project*

Select up to 5 products

My Bibliography ORCID

3 citations Sort by: Publication Date [ADD PRODUCT](#) [MANAGE MY BIBLIOGRAPHY](#)

- Van de Casteele M, Flamant N, Ponnet K, Soenens B, Van Hees V, Vansteenkiste M. [Adolescents' mental health in the social-media era: The role of offline and online need-based experiences](#). J Adolesc. 2023 Dec 19; doi: 10.1002/jad.12286. [Epub ahead of print] PubMed PMID: 38112170.
- Milia V, Tarrat N, Zanon C, Cortés J, Rapacioli M. [Exploring Molecular Energy Landscapes by Coupling the DFTB Potential with a Tree-Based Stochastic Algorithm: Investigation of the Conformational Diversity of Phthalates](#). J Chem Inf Model. 2024 Mar 18; doi: 10.1021/acs.jcim.3c01981. [Epub ahead of print] PubMed PMID: 38497727.
- Mota LFM, Arikawa LM, Santos SWB, Fernandes Júnior GA, Alves AAC, Rosa GJM, Mercadante MEZ, Cyrillo JNSG, Carvalho R, Albuquerque LG.

Go to the 'My Bibliography' page and click the 'Edit Non-PubMed Article' button next to the manually entered citation to edit the list of authors' names.

- Manthiram A. Materials challenges and opportunities of lithium ion batteries. The Journal of Physical Chemistry Letters. 2011; 2.3:176-184. [Edit Non-PubMed Article](#)
Manually-entered
- Van de Casteele M, Flamant N, Ponnet K, Soenens B, Van Hees V, Vansteenkiste M. [Adolescents' mental health in the social-media era: The role of offline and online need-based experiences](#). J Adolesc. 2023 Dec 19;. doi: 10.1002/jad.12286. [Epub ahead of print] PubMed PMID: 38112170.

NSF instructions for the biographical sketch, including citation guidance, are available in *Proposal & Award Policies & Procedures Guide* (PAPPG) [Chapter II.D.2.h\(i\)](#) and on the [biographical sketch](#) page.

3. Can I reorder the appointments in my biographical sketch?

Professional preparation and appointments must be provided in accordance with [PAPPG Chapter II.D.2.h\(i\)\(a\)\(4\)](#). A user with more than one current appointment or position can select a primary appointment or position.

The screenshot shows a form titled "Add Appointment/Position". At the top, there is a toggle switch labeled "Primary appointment or position" which is currently turned off. This toggle and the text "Note: Only one can be marked as primary." below it are enclosed in a red rectangular box. Below the toggle are several input fields: "Appointment or Position Title", "Name of Organization", and a section for "+ ADD A LEVEL (e.g. Department, if applicable)" with a "City" field. There are also dropdown menus for "Country" (set to "United States") and "State/Province". At the bottom of the form are two date pickers for "Start Date" and "End Date", both showing "yyyy". A note "Leave blank for present" is positioned between the date pickers. At the very bottom of the form are three buttons: "CANCEL", "SAVE & ADD ANOTHER ENTRY", and "SAVE".

4. How do I submit Synergistic Activities?

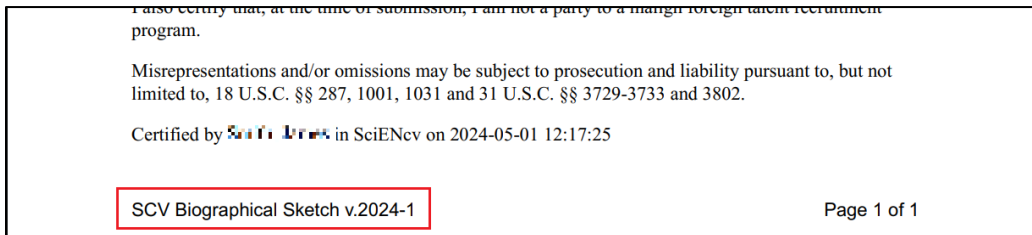
The Synergistic Activities section has been removed from the biographical sketch. This information must now be submitted as a separate, one-page document by individuals designated as senior/key persons as part of the senior/key personnel documents in Research.gov and Grants.gov. See [PAPPG Chapter II.D.2.h\(iv\)](#) on Synergistic Activities.

5. Will non-compliant biographical sketch documents receive an error message in Research.gov and Grants.gov?

Yes. Biographical sketch documents are tagged with identifiers indicating they were prepared in SciENCv using the current version. Biographical sketch documents not prepared in SciENCv or using an invalid version will trigger a compliance error message that will prevent document upload in Research.gov and Grants.gov.

6. How do I determine the SciENcv biographical sketch PDF file version and revision date so I can ensure that I am uploading the correct version?

The biographical sketch PDF file shows the version at the bottom of the page followed the form revision date in parenthesis. The v.2024-1 version is required for proposals **submitted or due on or after May 20, 2024**.

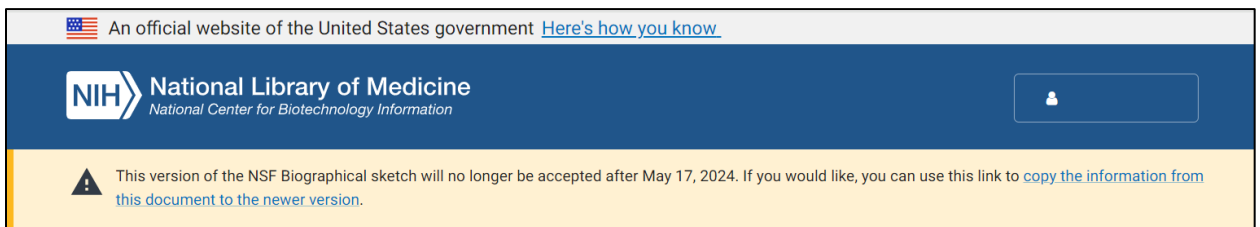


7. Can biographical sketch PDFs generated in SciENcv prior to May 20, 2024, be uploaded in Research.gov and Grants.gov on or after May 20, 2024?

For proposals submitted to Research.gov and Grants.gov on or after May 20, 2024, the uploaded biographical sketch PDF must be the v.2024-1 version.

8. Will SciENcv automatically convert my old biographical sketch to the new version when I open it?

No. SciENcv will not automatically convert old biographical sketches to the 2024-1 version. A warning banner will appear when an outdated version of a biographical sketch is opened explaining how to copy the old information to the new version of the form.



Current and Pending (Other) Support Questions

- 1. In the current and pending (other) support section, I am unable to enter "0" as a value in the "Person-Months Committed" field for one of my entries. How should I proceed?**

Individuals should only include projects to which they are committing time/person months. Please remove this entry from your current and pending (other) support documentation and re-generate your PDF document so your proposal contains accurate support information.

- 2. In the current and pending (other) support section, how should I document the "Person-Month(s) or (Partial Person-Months) Per Year Committed to the Project" for sources of support/in-kind contributions that operate on a fiscal year calendar?**

Proposers should enter the later of the two years in the "Year" field.

For example, if your fiscal year is September 2023 through August 2024, you would enter "2024" for the year and include the corresponding person-months for the "year" time period as defined and used by your organization in proposals submitted to NSF. In the example above, "year" has been defined by the organization as their fiscal year.

- 3. Does current and pending (other) support information prepared in SciENCv automatically link to NSF systems?**

No. Proposers must submit the current and pending (other) support documents to NSF after they have been prepared in SciENCv. SciENCv produces an NSF-compliant PDF version of the current and pending (other) support document. Proposers must save these documents and submit them as part of their proposals via Research.gov or Grants.gov.

- 4. Will SciENCv paginate the current and pending support document?**

Yes. SciENCv will insert pagination in the lower left corner of the current and pending (other) support document.

- 5. When responding to a Program Officer's request for updated current and pending (other) support documents, how can I ensure the PDF files are the correct version?**

The form version and the form revision date are shown at the bottom of each page. NSF will require all senior/key personnel on proposals being considered for funding to submit updated current and pending (other) support information prior to making a funding recommendation.

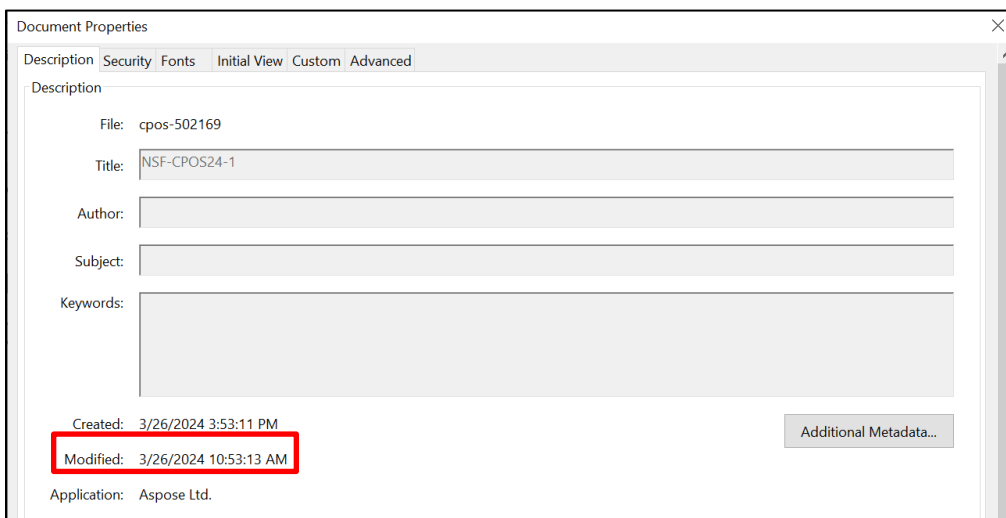
Certification:

I certify that the information provided is current, accurate, and complete. This includes but is not limited to current, pending, and other support (both foreign and domestic) as defined in 42 U.S.C. § 6605.

SCV C&P(O)S v.2024-1

Page 1 of 2

The date the file was last modified appears on the Description tab of the Adobe Acrobat Document Properties feature.



6. Will non-compliant current and pending (other) support documents receive an error message in Research.gov and Grants.gov?

Yes. Current and pending (other) support documents are tagged with identifiers indicating they were prepared in SciENcv and are the current version. Current and pending (other) support documents not prepared in SciENcv or using an invalid version will trigger a compliance error message that will prevent document upload in Research.gov and Grants.gov.

7. Can current and pending (other) support PDFs generated in SciENcv prior to May 20, 2024, be uploaded in Research.gov and Grants.gov on or after May 20, 2024?

For proposals submitted to Research.gov and Grants.gov on or after May 20, 2024, including proposal file updates and any current and pending (other) support updates submitted for Research Performance Progress Reports, the uploaded current and pending (other) support PDF must be the v.2024-1 version.

8. Will SciENcv automatically convert my old current and pending (other) support document to the new version when I open it?

Yes. The system automatically converts existing current and pending (other) support documents to the new v.2024-1 version when the file is accessed.